


# Log Cabin Bits'n'Bytes'n'Scraps

## February, 2024



### Your Executive Committee

President:	Mary Ann Vanner
Past President:	Cynthia Bell Erin Harvey
Vice President:	Caroline Beaulieu
Treasurer:	Mary Jackson
Membership:	Joanne Jefferies
Program:	Faith Van Dam
Secretaries:	Kim Streker Cynthia Bell
Library:	Joyce Layman Connie Daiken
Webmaster:	Cathy Fisher
Comm Outreach:	Dawn Miller
Hospitality:	Dawn Miller
Publicity:	Rose Lacelle
50/50 Draw:	Marg Lacroix
Newsletter:	Sue McNamara
Historian:	Dawna Steele

**EFFECTIVE IMMEDIATELY..**

**Saturday Sew Days are  
CANCELLED ....**

**More details at the  
February Guild Meeting**

### **“At a Glance”**

February's Colours are **Yellow & White**

#### **Guild Meeting : February 20<sup>th</sup>**

Erin Harvey will open her trunk and show us her favourites.

The meeting will be available over ZOOM, however come out and see Erin's quilts in person.

A meeting link will be sent out the day of the meeting.

#### **Next Sew Day: February 24<sup>th</sup>**

**CANCELLED**

### **Newsletter change ....**

I'm flying solo on the Newsletter these days, please be patient as I get my typing, editing skills up to snuff.....

Anyone with expertise to share, I am so willing/eager to learn easier ways.

Thanks Erin for the Quilt Show blurb. Thanks Cynthia for the Quilter's Glossary Definitions .. some appeared in this issue, others will appear in future Newsletters.

Deadline for March Newsletter submissions : **March 8th**

Bear with me as I make my learning mistakes ...

Cheers, Sue

## President's Message

Winter sew time is the best. Sewing with friends or sewing at home is so good for the soul. Somehow, sewing, quilting or crafting is such a therapeutic activity. I look forward to our guild meetings to see what people have been doing. We love the guild "show and tell" because it is so inspirational. Even though our guild has guest speakers, workshops or trunk shows we all enjoy the get together with like-minded people. We welcome all levels of quilters. Our "sew days" and retreats are the icing on the cake. We are a sharing group.

Many years ago we had a member named Terry Daughney. She was an expert sewing instructor and she taught garment construction as well as her detailed appliqué. We loved her very pleasant mannerism and certainly respected her vast knowledge of skills. Last summer, her son and daughter contacted Marg Lacroix and Marg put them in touch with me. Sadly, Terry passed away and in going through her belongings they found one of her quilts. Here's an email I received from Heidi Daughney.



"Hello Pembroke Log Cabin Quilt Guild... I'm reaching out to see if there are any members in your guild that quilted with Terry Daughney. She would have been a member from about 1986 to 2003. She also worked at the Algonquin Sewing Centre. Sadly, Terry passed away in March of 2021. I am her daughter-in-law and inherited all of her quilting treasures. These included a stack of flower blocks signed by the makers who, we're pretty sure, were all part of your guild. Some quilting friends of mine and I got together and had a sew day to complete a few of her WIP's (work in progress). The flower quilt was one of them. I've attached a photo. We were in Halifax for Quilt Canada and reminiscing about her quilting days with her husband Charlie. It would be lovely to know if someone has any memories of making these blocks signed by: Jackie Toms, Sandra Johnson, Marg Anderson, Rose Zadow, Marg Lacroix, Debbie Mayor, Claire Metcalfe, Cathy Kalineak, Carolyn Hepburn,

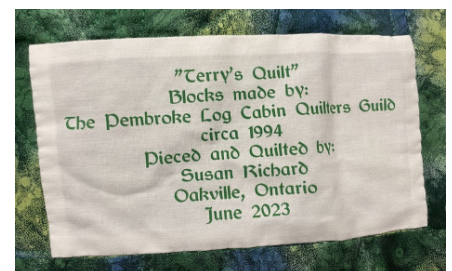
Zita Geggie, Ginny deVerteuil, Ada Fisher, Peggy Conrad, Yoriko, Betty Jones, Lise Bourque, Christine Mutterback, Helene DesChamps, Anna Smith, Eleanor MacMillan, Margaret Kilby, Ann Lepp, or perhaps they'd like to see the finished quilt. We'll be in Pembroke next week (last summer) for a baseball tournament."



So, somehow, I was contacted and Heidi, her husband and Terry's son, came to my home and showed me the quilt. We had a lovely visit.

With all that being said, you can see how we infect each other with sharing our projects, teaching each other new skills and techniques and becoming friends. I remember Terry and all members mentioned above and many more. Our guild is about 42 years old, founded by the most lovely and sweet woman, Mary Tromp. Thank you Mary for this amazing legacy! We will keep this going for all who come after us.

On that note, we are looking for our next guild president. As I was told when I accepted the President position, we are all here to help you be our guild leader. Come speak with me anytime with your questions. Take care and enjoy every opportunity to sew, quilt and craft.




Mary-Ann Vanner  
[snowstar1980@gmail.com](mailto:snowstar1980@gmail.com)

## Members' Requests, Promos, Announcements ...

(or whatever catches your fancy to share)

- ♦ Jenn Grahl is looking for your flannel scraps. Jenn makes menstrual kits for a charity group "Days For Girls". The kits are donated to 3<sup>rd</sup> world countries. The fabric colour doesn't matter, Jenn has dye packs at the ready. 1 note - hold back on the animal prints. Your donations can be dropped off at Silver Threads, please label your bag "for Jenn Grahl"
- ♦ The April In-House retreat has **sold out** - Faith is starting a 'Wait list' just in case. Mary Ann did warn us - this event would sell out quickly -- lots of sewing, sharing, brief show & tells and FOOD.
- ♦ Executive vacancies in September : ..... Too much spare time, the following Executive Committee positions are open in September :
  - ★ President
  - ★ ProgrammingPut your best foot forward, or better yet --- raise your hand !
- ♦ The Library gals are looking for a missing panel book, recently purchased late 2023. An easy slip -- leafing thru the book, finding it interesting... the meeting is called to order, you take the book to sit ... at the end of the meeting... things get packed up and you're out the door, book in hand. Please check your coffee table, night table ... if you have the book please return or bring in the card. When you return the book, PLEASE DO NOT PUT BACK ON THE TROLLEY, place it on the table or give to Joyce and/or Connie.
- ♦ *< this spot is available --- are you looking for something? have you discovered a fabric store that I could drive to? websites that offer free patterns? or have you seen a block in one of the Charity Quilts - ask a member how to make it, ... >*



- ♦ ***Mystery Quilt*** : *What will be revealed at the February Guild meeting? The block construction, layout out of the blocks, border controls. Will Dawna finally reveal all ? Come out to the meeting and find out...*

- ♦ My favourite (new) word for February .. hurkle durkle.. .. It is Scottish slang for laying about in bed after it's time to get up...

The perfect word for a gloomy February morning :  
Did you hurkle durkle this week ?

## Events ... Upcoming Quilt Shows, Member Events



*Fri, May 3 - Sat, May 4  
Entrance fee : \$8.00*

*An artful display of new and heritage quilts. Featuring a Quilt Raffle, Merchant Mall, Members Boutique*

*Bobcaygeon Curling Club  
49 Mansfield Street,  
Bobcaygeon, ON*



*Quilt Canada travels to Edmonton ..*

*Get ready, make your reservations ..*

*June 19 - 22, 2024 ...*



*Common Threads Quilt Show  
Fri, Jun 14 10-7 - Sat, Jun 15 10 - 6  
Admission : \$10.*

*Earl Armstrong Arena  
2020 Ogilvie Rd, Beacon Hill, ON*

*Show details not available (yet!)*



*Sat , Sept 7, 10 - 5 - Sun , Sept 9 10 - 4  
Entrance Fee : \$8.00*

*There will be vendors of yard goods, & sewing notions, a bustling marketplace*

*Quinte Curling Club  
246 Bridge Street West, Belleville, ON*

## 'Our Quilt Show'

The Guild's Quilt Show is tentatively scheduled for May 23 - 25, 2025. The theme for the show is "Yesterday, Today and Tomorrow" which will encompass quilting throughout the ages.

We are planning to have a member's boutique, a silent auction of items made from Northcott fabric, raffle baskets, a President's Challenge (details to follow) and a tea room. There will also be vendors available.

WE NEED HELP! We need members to step forward and give us a hand. We need someone to co-ordinate the member's boutique, the tea room and quilt intake and return.

GET YOUR QUILTS TOGETHER. We encourage everyone to enter their quilts into the show. You do not need to be an expert to display your quilt. The more quilts we can display the better the show will be. We are working on defining quilt categories and will provide you with labelling and hanging requirements once they are determined.

*Contributed by Erin Harvey ...*

---

### Colours of the Month .... Block Size 12 1/2" unfinished

#### Colours of the Month -- Recap ..

September	red and off white
October	orange and off white
November	blue and off white
December	green and off white
January	purple and off white
<b>February</b>	<b>yellow and white</b>

Members have been generous, over 100 blocks have been donated, and they're still coming in.

At Saturday's Sew Day, the blue blocks were laid out, followed by the orange; the green came in 3<sup>rd</sup>.

#### \*\* **Did you notice** ...

February's yellow is paired with WHITE for a better contrast.

Sept - Jan blocks are still being accepted. In May, we'll make a 'scrappy' coloured quilt combining all the orphaned blocks.

*Longarm Quilting Service  
Faith Van Dam  
17 Biederman Road  
Golden Lake, ON*

*Contact Faith at :  
705-760-0217  
fvandam82@gmail.com*

## 2025 Quilt Show - President's Challenge

The theme of our 2025 Quilt Show is:

**“Yesterday, Today and Tomorrow”**

The challenge is to create a quilt or wall hanging that represents the theme of our quilt show. Use your imagination and creativity! Don't be afraid to push your creative limits or go outside your comfort zone.

We encourage everyone in the Guild to participate in this challenge.

### Basic Rules of the Challenge

#1 RULE: HAVE FUN !!

**Your Challenge:** The challenge is to create either a small quilt or wall hanging. Your creation can be traditional or contemporary.

**Finished Size:** Your creation can be any finished size or shape you want however the **maximum perimeter must be no larger than 96 inches (2x2 feet)**. It can be any shape however if your creation is an odd shape, please remember that it will be hung at the show so make sure it will hang straight and not fold over on itself.

**Quilt Construction Method:** You are free to use whatever construction or quilting methods work best for your creation (i.e. machine piece, hand piece, paper piece, machine appliqué, hand appliqué, machine or hand quilt, etc.). We encourage you to challenge yourself and be creative.

**Fabric Requirement:** You can use whatever fabrics you want in your challenge. There is no maximum or minimum number of fabrics or types of fabrics that may be included. Embellishments may be used at your discretion.

**Hanging Sleeve:** The quilt must have a hanging sleeve. We may use pins to hang your quilt at the show, however we would like the sleeve in case we decide to hang them on a rod or rope.

**Label:** Make sure you put a label with your name and title of your piece on the back of your quilt. If you did have a source of inspiration, please credit that source as well.

**Due Date:** Your masterpieces are due at our April 2025 monthly meeting. They will then be hung at the quilt show in May for attendees to vote for their favourite.



ALL QUILTS ENTERED IN THE PRESIDENT'S CHALLENGE WILL BE DISPLAYED AT OUR 2025 QUILT SHOW.

If you have any questions about the challenge, please contact Mary Ann.

---

- ◆ **Late breaking news** .... 2 additional quilt shows to report
    - ◆ The Port Perry Patchers are having their 'Still Stitching Together' quilt show: Friday, May 10, 10 - 6 and Saturday, May 11 10 - 5  
Scugog Community Centre, 155 Reach St, Port Perry, ON
    - ◆ Ottawa Modern Quilt Guild is hosting their 10<sup>th</sup> anniversary quilt show.  
No Details available (yet) ...
- 



**WELCOME**  
*MARY-ANN  
VANNER*  
**OUR NEW GEM SEWING  
SUB-DEALER IN THE OTTAWA VALLEY!**  
**MARY-ANN FUN FACTS....  
MULTIGENERATIONAL QUILTER  
QUILT SHOP OWNER FOR 10+ YEARS  
AVID SNOWMOBILER**  
**CONTACT  
613-639-6556  
SNOWSTAR1980@GMAIL.COM**



**JANOME**

## Guild Calendar .....

Reminder.. **Saturday Sew Days are cancelled!!!!**

**February 20** : (Tues) Guild Meeting In-Person / Zoom  
Erin Harvey opens her trunk and shares.

**March 19** : (Tues) Guild Meeting In-Person / Zoom  
Carla Klop, designer, showing us the marvels of EQ8

**April 5,6 & 7**: Spring In House Retreat --- **SOLD OUT** , Faith is starting a wait list ...  
Hours : Friday 3 - 9; Saturday 9 - 9, Sunday 9 - 3

**April 16** : (Tues) Guild Meeting (no Zoom available)...  
Speaker (to be confirmed)

**May 21** : (Tues) Guild Meeting  
Lisa and Cathy from Quilters' Curve will open their trunks. This should be a great reveal ...

**June 18** : (Tues) Guild Meeting - a wrap up for another year  
Bert from Grantham Books - with his AWESOME selection of books... **For knitters and hookers, Bert is bringing a selection of knitting and crochet books. Bert is also offering our Library gals 20% off -- need a special book - chat with Joyce and Connie...**





## Quilter's GLOSSARY ..

taken from Quick & Easy QUILTS, Aug/Sept 2023

- ★ APPLIQUÉ - Ornamental needlework in which pieces of fabric are sewn or fused onto a larger piece of fabric. Done by hand, machine or with fusible materials, appliqué is often combined with pieced blocks in quilting.
- ★ AUTOGRAPH QUILT - Also called 'memory quilt' or 'signature quilt', these quilts offer spaces for signatures from friends, family, community, etc., usually for an important life event such as a wedding or graduation.
- ★ BACKING - The back fabric of a Quilt. See Quilt Sandwich (next News. issue)
- ★ BASTE - To tack with long, loose stitches in preparation for sewing. Historically sewn by hand, basting stitches hold fabric layers or seams in place temporarily, then are removed after final sewing. Basting with safety pins, basting spray, or basting powder is a common practice for quilters preparing a 'quilt sandwich'
- ★ BATTING - The middle layer of the quilt sandwich that gives a quilt its relative thickness. Batting can be cotton, polyester, silk, wool, or a blend.
- ★ BINDING - The fabric that covers and protects the outer edges of a quilt.
- ★ FAT QUARTER - A precut piece of fabric made by cutting a half yard in half again across the lengthwise grain. The resulting piece is approximately 18" x 22", which allows for cutting larger pieces than what a stand quarter yard provides. (Standard 1/4 yard = 9" x 44")
- ★ FEED DOGS - The mechanism in a sewing machine that feeds fabric under the needle.

*Contributed by Cynthia Bell*



*(My) Highlights from the January's Show and Tell*



Caroline going to the dogs with her 'poopy bag'

